

Scaled data based on original data using
LM-79-08 Approved Method: Electrical and Photometric Measurements of Solid-
State Lighting Products

Test Report Prepared for
Cooper Lighting Solutions
(formerly Eaton)

Brand: McGRAW-EDISON

Report Number: P940643

Luminaire Tested: **GALN-SB3D-760-U-T1**

Issue Date: 1/21/2025

Test Information

Test Method: LM-79-08
Report Number: P940643
TEST IS SCALED FROM IESNA LM-79-08 TEST DATA (G2-2405-108-2)
Test Lab: INNOVATION CENTER
Issue Date: 1/21/2025
Manufacturer: COOPER LIGHTING SOLUTIONS (FORMERLY EATON)
Product Line: McGRAW-EDISON
Catalog Number: GALN-SB3D-760-U-T1
Description: GALLEON AREA AND ROADWAY HIGH DENSITY LED LUMINAIRE
(3) 70 CRI, 5700K, 900mA LIGHTSQUARES WITH 26 LEDS EACH AND TYPE I OPTICS
Light Source: -
Ballast/Driver: -

Summary

Lumens per Lamp: N/A
Luminaire Lumens: 31955 lumens
Efficiency: N/A
Efficacy: 146.5 lumens/watt
Luminous Opening: Rectangular (W 1' x L: 1' x H: 0')
IES Classification: Type I - Short
BUG Rating: B5 - U0 - G5

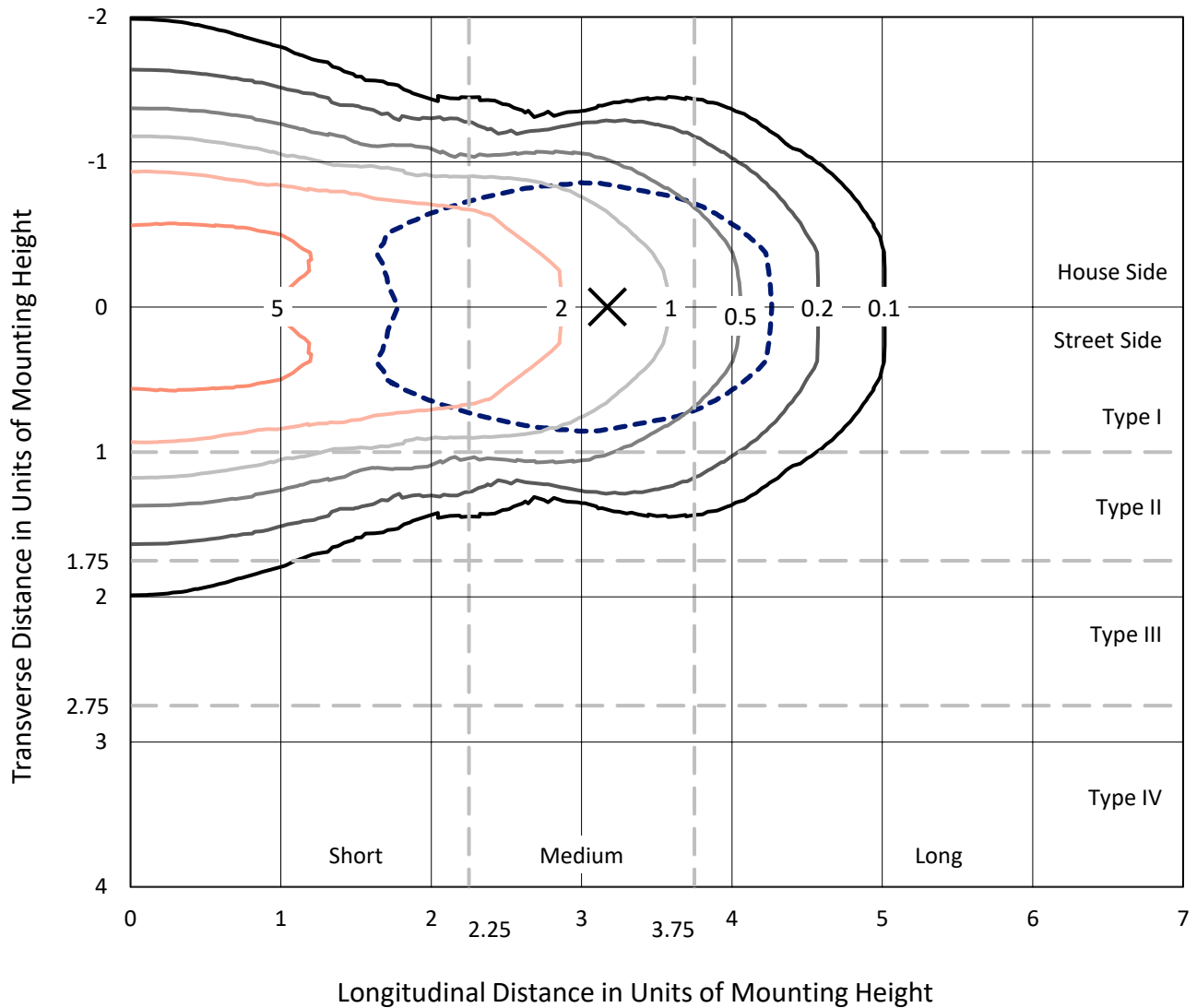
Input Watts (W): 218.1
Input Voltage (V): NR
Input Current (Ain): NR
Voltage Rise (V): NR
Power Factor: NR
Total Harmonic Distortion (THDi): NR
Frequency (hertz): 60
Stabilization Time: NR
Operation Time: NR
Ambient Temperature (°C): NR
Test Distance: 24 FT



REPORT NUMBER: P940643
 CATALOG NUMBER: GALN-SB3D-760-U-T1

Iso-Footcandle Lines of Horizontal Illumination

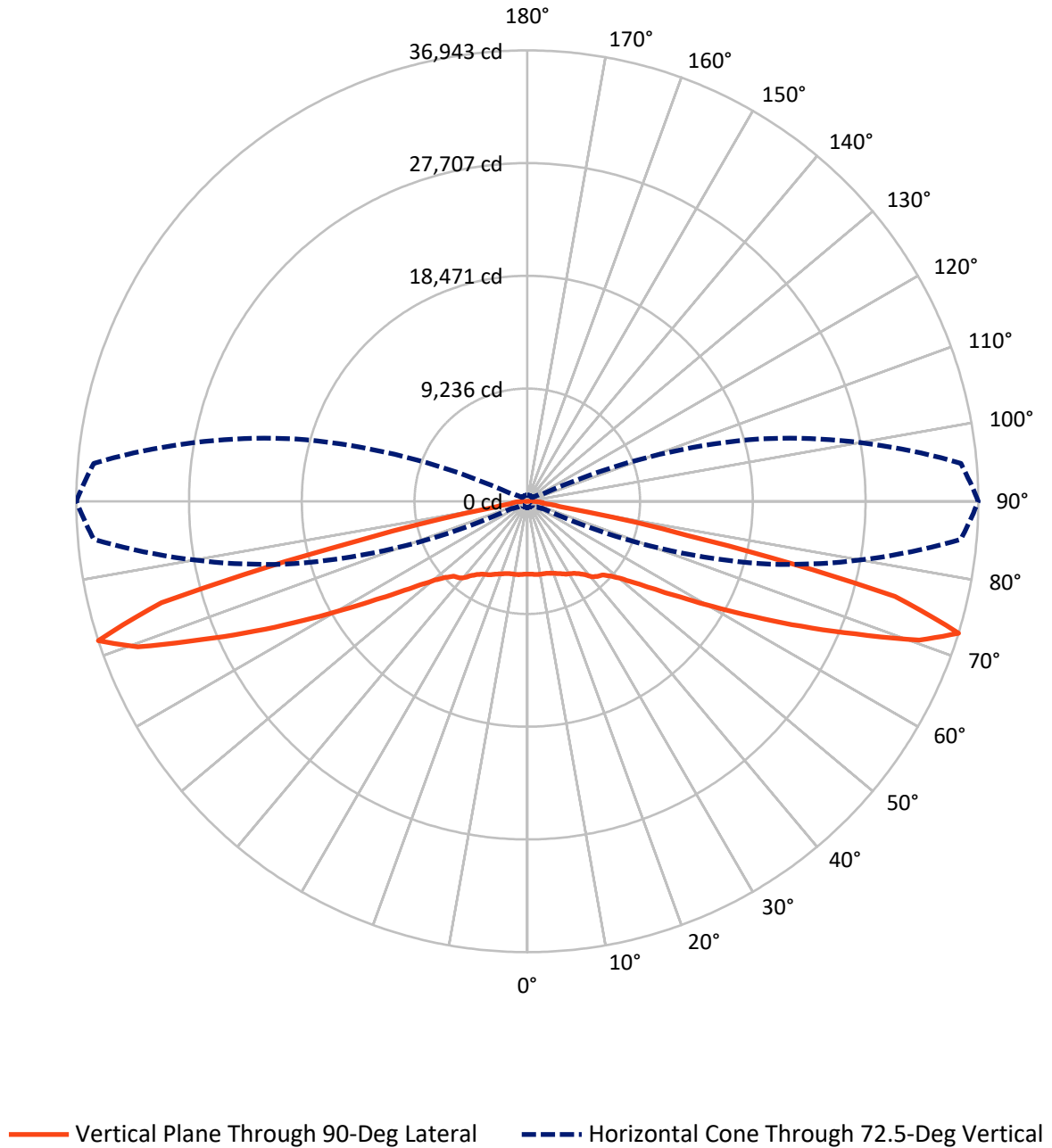
× Max cd
 - - - 1/2 Max cd



Based on 25 foot mounting height. Maximum calculated value = 9.6 fc
 Type I - Short - N/A

REPORT NUMBER: P940643
CATALOG NUMBER: GALN-SB3D-760-U-T1

Luminous Intensity Polar Plot



REPORT NUMBER: P940643

CATALOG NUMBER: GALN-SB3D-760-U-T1

FLUX DISTRIBUTION:

		Downward	Upward	Total
House Side	Lumens	15977.5	0.0	15977.5
	% Fixture	50.0	0.0	50.0
Street Side	Lumens	15977.5	0.0	15977.5
	% Fixture	50.0	0.0	50.0
Total	Lumens	31955.0	0.0	31955.0
	% Fixture	100.0	0.0	100.0

ZONAL LUMENS:

Zone	Lumens	% Fixture
0°-10°	579.0	1.8
10°-20°	1770.3	5.5
20°-30°	2951.8	9.2
30°-40°	4059.6	12.7
40°-50°	4957.9	15.5
50°-60°	5734.3	17.9
60°-70°	6837.2	21.4
70°-80°	4771.9	14.9
80°-90°	293.1	0.9
90°-100°	0.0	0.0
100°-110°	0.0	0.0
110°-120°	0.0	0.0
120°-130°	0.0	0.0
130°-140°	0.0	0.0
140°-150°	0.0	0.0
150°-160°	0.0	0.0
160°-170°	0.0	0.0
170°-180°	0.0	0.0
0°-90°	31955.0	100.0
0°-180°	31955.0	100.0

Coefficient of Utilization

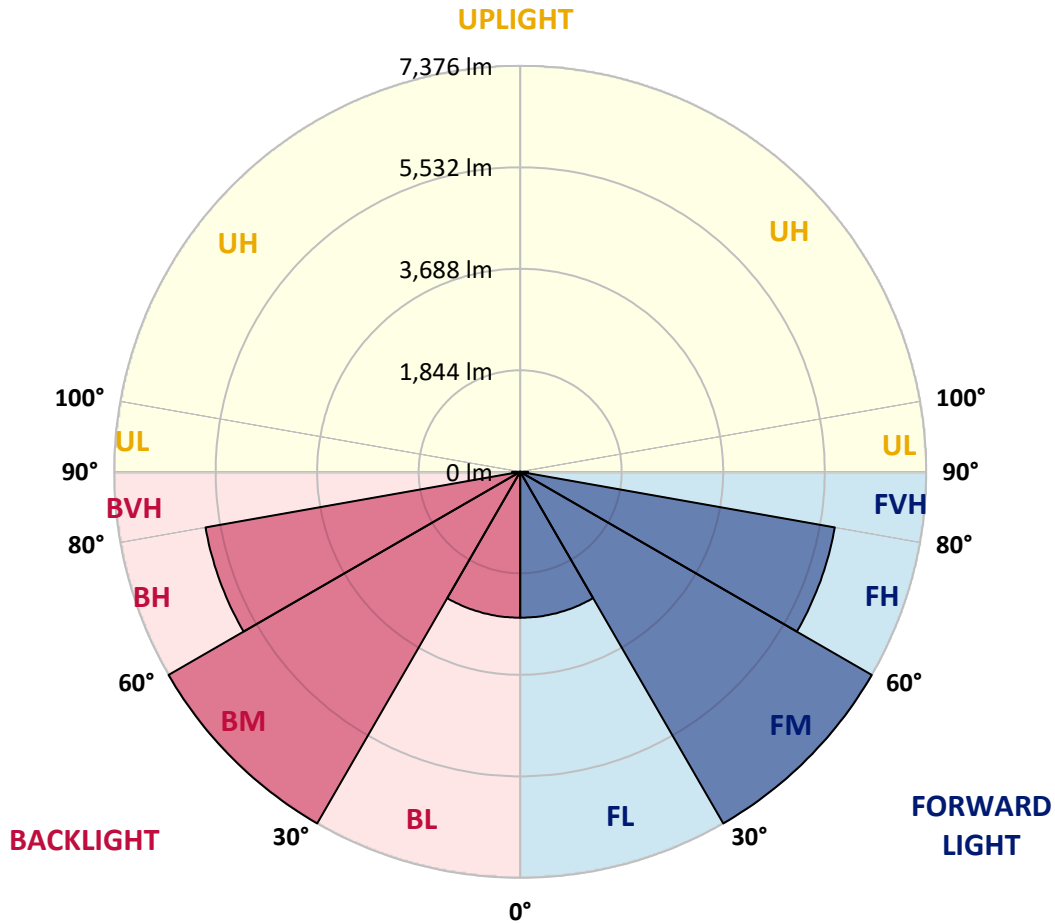


REPORT NUMBER: P940643
 CATALOG NUMBER: GALN-SB3D-760-U-T1

LUMINAIRE CLASSIFICATION SYSTEM LUMEN TABLE AND BUG RATING:

Zone		Lumens	% Fixture	Zone Rating/Lumen Limit		
				B	U	G
FL	(0°-30°)	2650.5	8.3			
FM	(30°-60°)	7375.9	23.1			
FH	(60°-80°)	5804.6	18.2			G3/7500
FVH	(80°-90°)	146.5	0.5			G2/225
BL	(0°-30°)	2650.5	8.3	B4/5000		
BM	(30°-60°)	7375.9	23.1	B4/8500		
BH	(60°-80°)	5804.6	18.2	B5		G5
BVH	(80°-90°)	146.5	0.5			G2/225
UL	(90°-100°)	0.0	0.0		U0/0	
UH	(100°-180°)	0.0	0.0		U0/0	

BUG Rating: B5-U0-G5
 Type I Short



REPORT NUMBER: P940643

CATALOG NUMBER: GALN-SB3D-760-U-T1

CANDELA DISTRIBUTION (FULL):

	0°	5°	15°	25°	35°	45°	55°	65°	75°	85°
0°	5971.1	5971.1	5971.1	5971.1	5971.1	5971.1	5971.1	5971.1	5971.1	5971.1
2.5°	5976.2	5983.0	5983.0	5977.9	5989.8	5979.6	5979.6	5974.5	5979.6	5974.5
5°	6006.8	6015.3	6018.7	6017.0	6032.3	6023.8	6023.8	6017.0	6018.7	6013.6
7.5°	6064.5	6076.4	6083.2	6091.7	6113.8	6103.6	6096.8	6076.4	6067.9	6054.3
10°	6083.2	6096.8	6118.9	6163.0	6214.0	6215.7	6195.3	6144.4	6105.3	6074.7
12.5°	6025.5	6044.2	6090.0	6180.0	6293.8	6339.7	6307.4	6222.5	6146.1	6091.7
15°	5952.4	5972.8	6042.5	6178.3	6346.4	6453.4	6450.0	6338.0	6215.7	6130.8
17.5°	5838.7	5859.0	5959.2	6149.4	6387.2	6563.8	6611.4	6495.9	6324.4	6210.6
20°	5633.2	5651.9	5791.1	6057.7	6400.8	6681.0	6805.0	6703.1	6489.1	6334.6
22.5°	5366.5	5395.4	5558.4	5899.8	6368.5	6803.3	7025.8	6956.1	6681.0	6467.0
25°	5081.2	5111.8	5302.0	5706.2	6285.3	6891.6	7287.3	7243.1	6898.4	6631.8
27.5°	4835.0	4867.3	5074.4	5514.3	6156.2	6925.6	7545.4	7567.5	7161.6	6813.5
30°	4641.4	4671.9	4892.7	5359.8	5989.8	6891.6	7771.3	7924.1	7429.9	6971.4
32.5°	4429.1	4468.2	4700.8	5171.2	5792.8	6810.1	7968.3	8309.7	7740.7	7141.2
35°	4160.8	4196.4	4441.0	4913.1	5534.7	6679.3	8133.0	8737.6	8185.7	7399.4
37.5°	3834.7	3868.7	4111.5	4590.4	5278.2	6495.9	8258.7	9219.9	8715.5	7771.3
40°	3506.9	3539.2	3766.8	4230.4	4970.8	6261.5	8302.9	9692.0	9323.5	8282.5
42.5°	3206.3	3235.2	3444.1	3875.5	4626.1	5962.6	8245.1	10103.0	9868.7	8639.1
45°	2929.5	2955.0	3140.1	3542.6	4267.8	5599.2	8071.9	10544.6	10517.4	8893.9
47.5°	2613.6	2639.1	2831.0	3219.9	3909.4	5172.9	7778.1	10979.3	11419.2	9471.3
50°	2228.1	2250.2	2447.2	2848.0	3537.5	4719.5	7370.5	11320.7	12557.0	10345.9
52.5°	1771.3	1795.1	1987.0	2387.8	3096.0	4232.1	6833.9	11543.2	13871.5	11623.0
55°	1317.9	1334.8	1501.3	1861.3	2549.1	3676.8	6161.3	11606.0	15362.6	13368.8
57.5°	956.1	966.3	1073.3	1341.6	1932.6	2982.2	5344.5	11443.0	17137.3	15607.1
60°	774.4	777.8	810.1	929.0	1343.3	2197.6	4357.8	10882.5	19063.1	18492.5
62.5°	703.1	703.1	711.6	743.8	908.6	1450.3	3163.9	9720.9	21128.2	22138.7
65°	653.8	653.8	657.2	672.5	716.7	923.9	1997.2	7829.0	22868.9	26409.8
67.5°	609.7	611.4	609.7	614.8	640.2	682.7	1158.2	5407.3	23806.4	30835.5
70°	563.8	567.2	558.7	558.7	579.1	580.8	725.2	2965.2	23028.6	34544.6
72.5°	509.5	514.6	501.0	497.6	512.9	506.1	545.1	1423.2	19771.3	35651.9
75°	461.9	468.7	438.2	429.7	429.7	424.6	443.2	730.3	12832.2	29082.9
77.5°	419.5	433.1	383.8	356.6	349.8	334.6	361.7	446.6	5612.8	13654.1
80°	346.4	365.1	315.9	283.6	271.7	254.7	285.3	312.5	1669.4	3170.7
82.5°	258.1	266.6	224.2	202.1	191.9	180.0	214.0	217.4	543.4	1122.6
85°	164.7	168.1	137.6	118.9	113.8	108.7	135.9	118.9	207.2	825.4
87.5°	57.7	66.2	52.6	47.6	50.9	42.5	62.8	35.7	57.7	582.5
90°	0.0	0.0	0.0	0.0	0.0	0.0	0.0	0.0	0.0	0.0

(END C

90°

5971.1
5974.5
6013.6
6054.3
6069.6
6083.2
6117.2
6191.9
6305.7
6428.0
6577.4
6755.7
6888.2
7035.9
7282.2
7615.1
8116.0
8425.1
8605.2
9138.4
9928.1
11108.4
12725.2
14797.1
17471.8
20771.6
24681.0
28969.1
34053.8
36942.5
31107.3
13370.5
3036.5
1268.6
1199.0
721.8
0.0

OF REPORT)